



**HIMOINSA®**  
THE ENERGY



MODEL  
**HZA1-4C M5**  
INDUSTRIAL RANGE  
Soundproof  
Powered by HATZ

- SILENT PACK
- AIR-COOLED
- SINGLE PHASE
- 50 HZ
- NON REQUIRED 97/68
- DIESEL

## Generating Rates



SERVICE		PRP	STANDBY
Power	kVA	3,8	4,2
Power	kW	3,8	4,2
Rated Speed	r.p.m.	1.500	
Standard Voltage	V	230/115	
Rated at power factor	Cos Phi	1	

01

### HIMOINSA Company with quality certification ISO 9001

HIMOINSA gensets are compliant with EC mark which includes the following directives:

- 2006/42/CE Machinery safety.
- 2006/95/EC Low voltage.
- 2004/108/CE Electromagnetic compatibility.
- 2000/14/EC Sound Power level. Noise emissions outdoor equipment. (amended by 2005/88/EC)
- 97/68/EC Emissions of gaseous and particulate pollutants. (amended by 2002/88/EC & 2004/26/EC)
- EN 12100, EN 13857, EN 60204

Ambient conditions of reference according to ISO 8528-1:2005 normative: 1000 mbar, 25°C, 30% relative humidity.

#### Prime Power (PRP):

According to ISO 8528-1:2005, Prime power is the maximum power which a generating set is capable of delivering continuously whilst supplying a variable electrical load when operated for an unlimited number of hours per year under the agreed operating conditions with the maintenance intervals and procedures being carried out as prescribed by the manufacturer. The permissible average power output (Ppp) over 24 h of operation shall not exceed 70 % of the PRP.

#### Emergency Standby Power (ESP):

According to ISO 8528-1:2005, Emergency standby power is the maximum power available during a variable electrical power sequence, under the stated operating conditions, for which a generating set is capable of delivering in the event of a utility power outage or under test conditions for up to 200 h of operation per year with the maintenance intervals and procedures being carried out as prescribed by the manufacturers. The permissible average power output over 24 h of operation shall not exceed 70 % of the ESP

#### HIMOINSA HEADQUARTERS:

Fábrica: Ctra. Murcia - San Javier, Km. 23,6 | 30730 SAN JAVIER (Murcia) Spain  
Tel.+34 968 19 11 28 Fax +34 968 19 12 17 Fax +34 968 19 04 20 info@himoinsa.com www.himoinsa.com

#### Manufacture facilities:

SPAIN • FRANCE • INDIA • CHINA • USA • BRASIL

#### Subsidiaries:

ITALY | PORTUGAL | POLAND | GERMANY | SINGAPORE | UAE | MEXICO | PANAMÁ | ARGENTINA | UK



Ctra. Murcia - San Javier, km. 23,6 | 30730 San Javier (Murcia) SPAIN | Tel.: +34 902 19 11 28 / +34 968 19 11 28  
Fax: +34 968 19 12 17 | Export Fax +34 968 19 04 20 | E-mail:info@himoinsa.com | www.himoinsa.com





## Engine Specifications 1.500 r.p.m.

ENGINE		PRP	STANDBY
Rated Output	kW	4,9	5,4
Manufacturer		HATZ	
Model		1D 81C	
Engine Type		Diesel 4 strokes-cycle	
Injection Type		Direct	
Aspiration Type		Natural	
Ciylanders Arrangement		1 - Vertical	
Bore and Stroke	mm	100 x 85	
Displacement	L	0,667	
Cooling System		Air	
Lube Oil Specifications		CCMC-D4-D5-PD2/API CD-CE-CF-CG/SHPD	
Compression Ratio		20,5	
Fuel Consumption StandBy	l/h	1,56	
Lube Oil Consumption Full Load		1 % of fuel consumption	
Total Oil Capacity	L	1,9	
Governor	Type	Mechanical	
Air Filter	Type	Dry	

## Generator

Generator		
Poles	Num	4
Winding Conections (standard)		Series
Frame Mounting		S-5 6,5"
Insulation	Class	H class
Enclosure (according IEC-34-5)		IP23
Exciter System		Self-regulated brushless
Voltage Regulator		Capacitor
Bearing		Single bearing
Coupling		Flexible disc
Coating type		Standard (Vacuum impregnation)



## Application Data

Exhaust System		
Maximum exhaust temperature	°C	450
Exhaust Gas Flow	m3/min	1,08
Maximum allowed back pressure	mm H2o	270
Exhaust Flange Size (external diameter)	mm	50


Air Inlet System		
Intake Air Flow	m3/h	30
Cooling Air Flow	m3/s	0,0875

Starting System		
Starting Motor	kW	1,5
Starting Motor	CV	2,04
Recommended Battery Capacity	Ah	45
Auxiliary Voltage	Vcc	12

Fuel System		
Fuel Oil Specifications		Diesel
Fuel Tank	L	50



## Dimensions



Weight and Dimensions		
(L) Length	mm	1.125
(H) Height	mm	894
(W) Width	mm	671
Maximum shipping volume (standard supplier)	m <sup>3</sup>	0,67
(*) Wet weight	Kg	248
Fuel tank capacity	L	50

(\*) (with standard accessories)

STANDARD VERSION (Steel tank)

Himoinsa has the right to modify any characteristic without prior notice.  
Weights and dimensions based on standard products. Illustrations may include optional equipment.  
Technical data described here correspond with the available information at the moment of printing.  
Industrial design under patent.

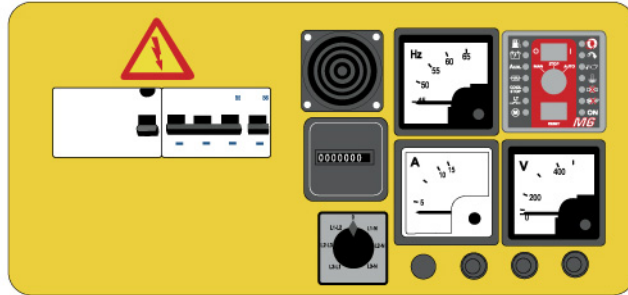
Local Distributor



## CONTROL PANEL MODEL

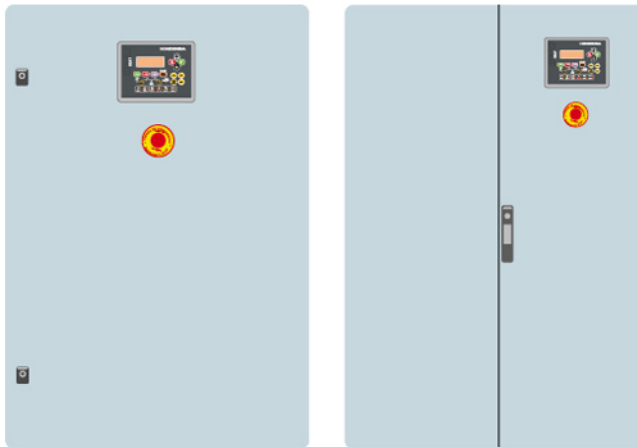
### M6

Control panel of free voltage contactand tetra polar thermal magnetic protection or bipolar (depending on voltage) and differential relay. M6



### AC5

Automatic Mains Failure control panel. Wall mounted Automatic control panel including transfer switch with thermal magnetic protection (according to voltage and phase). CEA7





## Controllers Features

	CEM 7	CEC 7	CEA 7	CEM7 + CEC7
<b>GENERATOR READINGS</b>				
Voltage among phases	.	.	.	.
Voltage among phases and neutral	.	.	.	.
Amperage	.	.	.	.
Frequency	.	.	.	.
Apparent power (kVA)	.	.	.	.
Active power (kW)	.	.	.	.
Reactive power (kVAr)	.	.	.	.
Power factor	.	.	.	.
<b>MAINS READINGS</b>				
Voltage among phases	x	.	.	.
Voltage among phase and neutral	x	.	.	.
Amperage	x	.	.	.
Frequency	x	.	.	.
Apparent power	x	X	.	.
Active power	x	X	.	.
Reactive power	x	X	.	.
Power factor	x	X	.	.
<b>ENGINE READINGS</b>				
Coolant temperature	.	X	.	.
Oil pressure	.	X	.	.
Fuel level (%)	.	X	.	.
Battery voltage	.	X	.	.
R.P.M.	.	X	.	.
Battery charge alternator voltage	.	X	.	.
<b>ENGINE PROTECTIONS</b>				
High water temperature	.	X	.	.
High coolant temperature by sensor	.	X	.	.
Low engine temperature by sensor	.	X	.	.
Low oil pressure	.	X	.	.
Low oil pressure by sensor	.	X	.	.
Low coolant level	.	X	.	.
Unexpected shutdown	.	X	.	.
Fuel storage	.	X	.	.
Fuel storage by sensor	.	X	.	.
Stop failure	.	X	.	.
Battery voltage failure	.	X	.	.
Battery charge alternator failure	.	X	.	.
Overspeed	.	X	.	.
Underspeed	.	X	.	.
Start failure	.	X	.	.
Emergency Stop	.	.	.	.
<b>ALTERNATOR PROTECTIONS</b>				
High frequency	.	.	.	.
Low frequency	.	.	.	.
High voltage	.	.	.	.
Low voltage	.	.	.	.
Short-circuit	.	X	.	.
Asymmetry among phases	.	.	.	.
Incorrect phase sequence	.	.	.	.
Inverse power	.	X	.	.
Overload	.	X	.	.
Genset signal droop	.	.	.	.

- Standard
- x Not included
- Optional

NOTE: All protections are programmable to make "warning" or "stop with cooling time" or "without"



## Controllers Features

	CEM 7	CEC 7	CEA 7	CEM7 + CEC7
<b>COUNTERS</b>				
Total hour counter	•	•	•	•
Partial hour counter	•	•	•	•
Kilowattimeter	•	•	•	•
Starts valid counters	•	•	•	•
Starts failure counters	•	•	•	•
Maintenance	•	•	•	•
<b>COMMUNICATIONS</b>				
RS232	•	•	•	•
RS485	•	•	•	•
Modbus IP	•	•	•	•
Modbus	•	•	•	•
CCLAN	•	X	•	•
Software for PC	•	•	•	•
Analogic modem	•	•	•	•
GSM/GPRS modem	•	•	•	•
Remote screen	•	X	•	•
Telesignal	•(8+4)		•(8+4)	•(8+4)
J1939	•	X	•	•
<b>FEATURES</b>				
Alarms history	(10) / (+100)	-10	(10) / (+100)	(10) / (+100)
External start	•	•	•	•
Start inhibition	•	•	•	•
Mains failure start	•(CEC7)	•	•	•
Start under normative EJP	•	X	•	•
Genset contactor activation	•	X	X	•
Main & Genset contactor activation	X	•	•	•
Fuel transfer control	•	X	•	•
Engine temperature control	•	X	•	•
Manual override	•	X	•	•
Programmable alarms	•	X	•	•
Genset start function in test mode	•	X	•	•
Programmable outputs	•	X	•	•
Multilingual	•	•	•	•
<b>SPECIAL FUNCTIONS</b>				
Positioning GPS	•		•	•
Synchronization with mains	•		•	•
Mains Synchronism	•		•	•
Second Zero suppression	•		•	•
RAM 7	•		•	•
Remote screen	•		•	•
Timer	•		•	•

- Standard
- x Not included
- Optional

CEC7: available when the controller CEC7 is incorporated to the installation  
MPS 5.0: available application when the module MPS 5. has been incorporated to the panel.  
Note: AS5 + CC2 configuration, will have all CEM7 functionality plus CEC7 mains readings.



## Generating Sets Standard and Optional Features

### Engine

- Diesel engine
- 4 strokes-cycle
- Air-cooled
- 12V Electrical system
- Mechanical governor
- Dry air cleaner
- Hot parts protection
- Moving parts protection
- Optional :
  - Sender WT
  - Senders OP

### Alternator

- Regulation for capacitor
- 4 poles
- Brushless
- IP23 protection degree
- Insulation H class

### Electrical system

- Electric control panel with measurements devices and control display (according to necessity and configuration)
- Electrical control panel with earth leakage protection
- 2 poles circuit breaker
- Battery charger (standard on automatic control panels)
- Battery charger alternator with ground connection
- Starting battery/ies installed and connected to the engine (supports included)
- Optional :
  - Battery isolator

### Soundproofed version

- Soundproof canopy
- Hood made of robust steel
- Tubular steel chassis with anti-vibration rubber shock absorbers
- Steel residential silencer-15db (A)
- Antivibration shock absorber
- Chassis with integrated fuel tank
- Fuel level sender
- Emergency stop button
- Reinforced lifting eye to lift by crane
- Drain fuel tank cap
- Drain chassis cap
- Optional :
  - Fuel transfer pump
  - Steel made residential silencer -35db(A) attenuation.





**HIMOINSA**<sup>®</sup>  
THE ENERGY

MODEL  
**HZA1-4C M5**  
INDUSTRIAL RANGE  
Soundproof  
Powered by HATZ

## PDF Summary

Created : 14/10/2015 08:27

Author : Himoinsa

Number of pages : 9

Report Type: Data Sheet - Industrial range

Generated by: HIMOINSA Engineering Dept.

Page 1. Genset data

Page 2. Engine Specifications. Generator Specifications.

Page 3. Installation Data

Page 4. Dimensions

Page 5. Control Panel Model

Page 6. Controller features (I)

Page 7. Controller features (II)

Page 8. Generator Features & Options

Page 9. PDF Summary (ID454E383336363136)

[http://www.himoinsa.com/generating-sets/83\\_22/diesel-generator-hza1-4c-m5-hatz-50hz-industrial-range-prp\\_3,8kva.aspx](http://www.himoinsa.com/generating-sets/83_22/diesel-generator-hza1-4c-m5-hatz-50hz-industrial-range-prp_3,8kva.aspx)

